

Finer details reveal rollover of risks for the GCC

GCC GDP growth for 2016 to be lower by 10bps; 2017 forecasts left unchanged: Finer details and forecasts of the MENA region were released in IMF's Regional Economic Outlook on 19th October 2016, and the agency now forecasts GCC real GDP to grow by 1.7% in 2016 & 2.3% in 2017. Economic growth in the GCC region is projected to be relatively slower, despite the increase in hydrocarbon output, as fiscal tightening and declining liquidity in the financial sector are expected to drag growth down from 3.4% in 2015.

GCC non-oil GDP growth in 2016 slower than earlier expected: Higher oil and gas production led to an upgrade of 80bps to the real oil-GDP growth forecast for 2016 (1.8%) as compared to IMF's April-16 update for the region. Real non-oil GDP on the other hand is expected to come in slower than earlier expected by 70bps (1.8%) for 2016, while the corresponding estimate for 2017 was expanded by 10bps. Fiscal consolidation, credit constraints due to slowing deposit growth are expected to contribute to the drop in non-oil GDP in the current year.

Kuwait fiscal breakeven oil price below USD 50/bbl for 2016 & 2017 and lowest in the GCC: Kuwait's fiscal breakeven oil price was lowered from IMF's earlier update and is now estimated at close to over USD 47/bbl, the lowest in the GCC, and closest to YTD average oil prices. Estimates for Saudi Arabia were raised, in particular for 2016, by USD 13/bbl, as an oil price of USD 79.7/bbl is now required to balance its fiscal budget. Non-oil fiscal balance for the GCC region in 2016 is expected to improve by 8.6% points of non-oil GDP as compared to 2015.

KAMCO expects the rollover of risks to give more leeway to the GCC: Though we remain optimistic about the measures taken so far by the GCC states, with some of the measures already showing desired results, the deferral of global risks leaves more room for employing additional initiatives to boost non-oil private sector growth. Funding gaps would need to be plugged in by tapping into international markets if need be, while credit outlay to high priority projects would still be needed, to steer through this period of transition.

Real GDP Growth	Actual			Projections		Revisions by IMF	
	2013	2014	2015	2016	2017	2016	2017
Percentage Growth							
Bahrain	5.4%	4.4%	2.9%	2.1%	1.8%	-0.1%	-0.2%
Oil GDP	15.3%	3.0%	-0.1%	0.9%	0.0%	0.9%	0.0%
Non-oil GDP	3.1%	4.7%	3.6%	2.4%	2.2%	-0.3%	-0.3%
Kuwait	0.4%	0.6%	1.1%	2.5%	2.6%	0.1%	0.0%
Oil GDP	-1.8%	-2.1%	-0.5%	2.0%	2.0%	0.0%	0.0%
Non-oil GDP	4.0%	5.0%	3.5%	3.2%	3.5%	0.2%	0.0%
Oman	3.2%	2.9%	3.3%	1.8%	2.6%	0.0%	0.9%
Oil GDP	0.7%	-0.8%	2.6%	0.8%	1.4%	-0.3%	1.5%
Non-oil GDP	5.8%	6.6%	4.0%	2.7%	3.7%	0.2%	0.2%
Qatar	4.6%	4.0%	3.7%	2.6%	3.4%	-0.8%	0.0%
Oil GDP	0.1%	-1.5%	-0.2%	-0.8%	0.9%	-1.0%	0.1%
Non-oil GDP	10.6%	10.6%	7.8%	6.1%	5.7%	-0.5%	-0.2%
Saudi Arabia	2.7%	3.6%	3.5%	1.2%	2.0%	0.0%	0.1%
Oil GDP	-1.6%	2.1%	4.0%	2.3%	1.1%	1.7%	-0.2%
Non-oil GDP	6.4%	4.8%	3.1%	0.3%	2.6%	-1.3%	0.2%
United Arab Emirates	4.7%	3.1%	4.0%	2.3%	2.5%	-0.1%	-0.1%
Oil GDP	2.9%	0.8%	4.6%	2.0%	2.0%	-0.1%	0.0%
Non-oil GDP	5.6%	4.1%	3.7%	2.4%	2.7%	-0.1%	-0.2%
GCC Real GDP Growth	3.1%	3.3%	3.4%	1.7%	2.3%	-0.1%	0.0%
Oil GDP	-0.1%	0.9%	3.1%	1.8%	1.4%	0.8%	0.1%
Non-oil GDP	6.3%	5.4%	3.8%	1.8%	3.1%	-0.7%	0.1%
MENA	2.2%	2.6%	2.1%	3.2%	3.2%	3.2%	3.2%
Arab World	3.1%	2.2%	2.5%	2.9%	3.0%	2.9%	3.0%

Source: International Monetary Fund (IMF) MENA Regional Economic Outlook - October 2016

Faisal Hasan, CFA

Senior Vice President

+(965) 2233 6907

faisal.hasan@kamconline.com

Thomas Mathew

Senior Financial Analyst

+(965) 2233 6741

thomas.mathew@kamconline.com

GCC Oil Production					GCC Oil Exports				
Crude Oil Production	Actual		Projections		Crude Oil Exports	Actual		Projections	
	2014	2015	2016	2017		2014	2015	2016	2017
<i>Millions of barrels per day</i>					<i>Millions of barrels per day</i>				
Saudi Arabia	9.71	10.19	10.30	10.38	Bahrain	0.15	0.15	0.15	0.15
Kuwait	2.87	2.86	2.91	2.97	Kuwait	2.00	1.96	1.97	1.98
UAE	2.79	2.96	3.03	3.11	Oman	0.82	0.85	0.81	0.80
Oman	0.94	0.98	0.98	0.99	Qatar	0.61	0.58	0.55	0.54
Qatar	0.67	0.65	0.62	0.60	Saudi Arabia	7.15	7.16	7.31	7.26
Bahrain	0.20	0.20	0.20	0.20	United Arab Emirates	2.63	2.51	2.56	2.63
GCC	17.19	17.84	18.04	18.25	GCC	13.36	13.21	13.37	13.37

Source: IMF MENA REO October-2016, KAMCO Research

Source: IMF MENA REO October -2016, KAMCO Research

Oil production target for 2016 revised higher yet again; November OPEC meeting in Vienna to set the tone

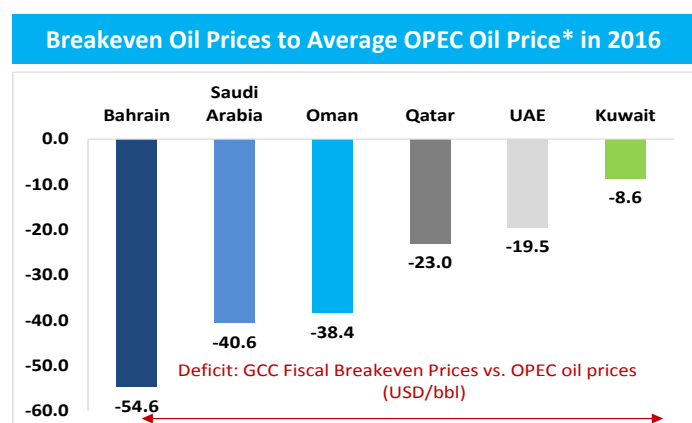
Oil production estimates for the GCC was raised yet again by the IMF for 2016, while keeping estimates for 2017 unchanged. Production, is now expected to grow to 18.04 mb/d from the earlier estimate of 18.01 mb/d for 2016. Key driver for the increase in forecast was the production estimate of Saudi Arabia, which was increased from 10.22 mb/d to 10.30 mb/d. Nevertheless, this increase comes against the backdrop of OPEC agreeing to cut production by as much as 700,000 mb/d in Sept-16, its first major agreement since the oil bear market began in 2014. Saudi Arabia in September also announced that it would reduce production if other fellow OPEC members would freeze its own production. Russia also agreed to support the effort to reduce the global glut of an estimated 1.0 -1.5 mb/d. Finer details of the production cutback would be worked out at the next OPEC meeting in Vienna on 30 Nov-16. The extent of production cut from Saudi Arabia will be of paramount interest at the event. Furthermore, the signaling impact on non-OPEC players, and which non-OPEC players would be first to undertake the necessary action, would be keenly followed. On the other hand, according to the IMF, GCC oil exports are projected to be lower than expected in April -16. Oil exports from the region were brought down from 13.48 mb/d to 13.37 mb/d in 2016 and from 13.46 mb/d to 13.37 mb/d in 2017. The drop is ascribed to a decline in exports from UAE & Saudi Arabia and is likely to be due to the weaker global trade conditions and rising domestic consumption, in our view.

UAE and Kuwait breakeven oil prices revised lower

In terms of the breakeven oil prices required for GCC countries to balance their fiscal budgets, all countries were running deficits, as oil prices YTD were lower than all individual breakeven targets. As per our analysis of IMF data, the gap between average oil prices and budgeted breakeven oil prices were largest for Bahrain and Saudi Arabia at over USD 56/bbl and USD 40/bbl respectively. Kuwait and UAE had the least gap between their budgeted oil prices and average oil prices YTD in 2016 with a gap of over USD8/bbl and USD 19/bbl. Moreover, Kuwait is expected to be the only GCC country that is able to balance its fiscal budget when oil prices are below USD 50 per barrel, as per the IMF, as Kuwait has the lowest breakeven oil price of USD 47.8/bbl and USD 47.7/bbl for 2016 & 2017. The breakeven oil prices for Kuwait were lowered since April-16 by USD 4.3/bbl and USD 5.1/bbl for the aforementioned years. UAE's fiscal breakeven oil prices was lowered by double digits, and would now require USD 58.6/bbl and USD 60/bbl for a fiscal neutral budget. On the contrary, the same estimates for Saudi Arabia were raised, in particular for 2016, by USD 13/bbl, as the country would now need an oil price of USD 79.7/bbl to balance its fiscal budget as against USD 66.7/bbl estimated in April-16. As per our calculations, in order to reach the average oil price of USD 50/bbl, oil prices would now need to average over USD 100/bbl, which we deem as highly unlikely, given the fundamentals of the market.

GCC- Fiscal Breakeven Oil Prices					
Breakeven Oil Prices	Actual			Projections	
	2013	2014	2015	2016	2017
<i>USD per barrel</i>					
Bahrain	130.4	122.5	106.3	93.8	92.3
Kuwait	42.5	55.8	48.3	47.8	47.7
Oman	93.8	94.0	99.3	77.5	79.4
Qatar	62.7	57.8	58.3	62.1	63.4
Saudi Arabia	88.9	105.7	92.9	79.7	77.7
UAE	69.4	79.0	60.1	58.6	60.0

Source: IMF MENA REO Oct -2016, KAMCO Research



Source: Bloomberg, IMF MENA REO Oct -2016, KAMCO Research, *Average as of 20th October 2016

Current Account Balance						
	Average	Actual			Projections	
	2000–12	2013	2014	2015	2016	2017
<i>Percent of GDP</i>						
Bahrain	6.3%	7.4%	4.6%	-3.1%	-4.7%	-3.8%
Kuwait	32.8%	39.9%	33.3%	5.2%	3.6%	8.4%
Oman	9.1%	6.7%	5.7%	-17.5%	-21.3%	-17.6%
Qatar	20.0%	29.9%	23.5%	8.2%	-1.8%	0.0%
Saudi Arabia	16.7%	18.2%	9.8%	-8.3%	-6.6%	-2.6%
United Arab Emirates	12.5%	19.1%	10.0%	3.3%	1.1%	3.2%
GCC	17.0%	21.4%	13.6%	-2.4%	-3.7%	-0.5%
MENA	10.0%	10.9%	5.6%	-4.4%	-5.0%	-2.8%

Source: IMF MENA REO October -2016

Current account deficit estimate for the GCC in 2016 lowered by almost USD 40 Bn from the earlier update

The partial recovery in oil prices recently also meant that the deficit in current account balance to GDP ratio for the full year would be lower as compared to April-16 estimates, by the IMF. The current account deficit estimate for 2016 is now pegged at -3.7% of GDP as against -7.0% of GDP estimated in IMF's previous update. The absolute value of deficits is also expected to decline by 44% in 2016, as compared to earlier estimates of USD 91 Bn. Saudi Arabia alone is expected to contribute to about 83% of the deficit in 2016, as the IMF expects the country to report current deficit of 6.6% of GDP for the year.

Fiscal balance to GDP ratio now expected to be lower and in single digits for 2016 & 17

The most recent estimates of the fiscal balance to GDP ratio for the GCC region also shows improvement from earlier estimates for the current year and 2017. The fiscal deficit of the GCC is expected to be 9.8% of 2016 GDP, lower than the 12.3% deficit of GDP estimated in IMF's previous update. The agency expects an improvement for 2017 as well, as the deficit is expected to lower at 6.9% of GDP, as compared to the earlier estimate of 10.8% of GDP. Saudi Arabia's fiscal deficit to GDP ratio in 2016 was kept constant at 13.5% as against their previous update, but the corresponding figure for 2017 is expected to dip below double digits at 9.5% of GDP for the year, compared to a previous deficit estimate of 10.8%. The IMF continued to reiterate the need for further policy priorities other than the ones recently announced, which would be needed along with a well-defined medium-term fiscal framework for the region. Further policy initiatives in terms of additional streamlining of current expenditures, including the public sector wage bill, increasing the efficiency of public investment and additional energy price reforms were advised by the agency as well. Fiscal consolidation would also continue to require a mix of spending cuts and pro revenue measures.

General Government Fiscal Balance						
	Average	Actual			Projections	
	2000–12	2013	2014	2015	2016	2017
<i>Percent of GDP</i>						
Bahrain	0.0%	-5.4%	-5.8%	-15.1%	-14.7%	-11.7%
Kuwait	28.5%	34.3%	28.1%	1.5%	-3.6%	3.2%
Oman	9.2%	4.7%	-1.1%	-16.5%	-13.5%	-10.3%
Qatar	9.3%	22.2%	15.0%	5.4%	-7.6%	-10.1%
Saudi Arabia	8.2%	5.8%	-3.4%	-15.9%	-13.0%	-9.5%
United Arab Emirates	11.1%	10.4%	5.0%	-2.1%	-3.9%	-1.9%
GCC	10.8%	10.8%	3.1%	-9.4%	-9.8%	-6.9%
MENA	3.7%	0.9%	-2.7%	-9.3%	-9.1%	-6.4%
Arab World	4.1%	1.6%	-3.1%	-10.8%	-10.8%	-7.6%

Source: IMF MENA REO October -2016

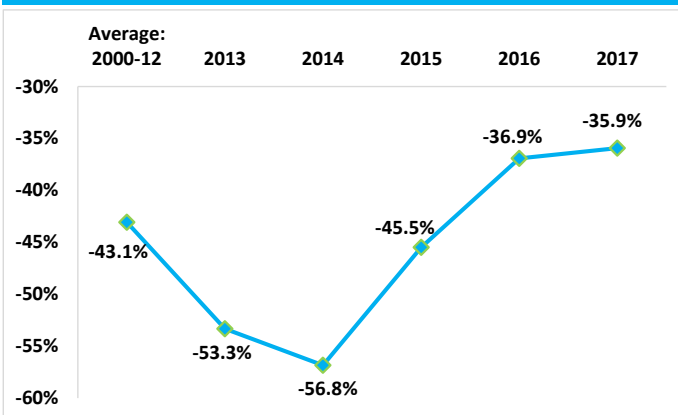
Non-oil fiscal deficit more manageable in 2016 as compared to two years earlier

To understand the impact of past measures in boosting the non-oil sector in the GCC, we looked at the non-oil fiscal balances data of the region published by IMF over the long term, which included forecasts for the current year and the next year. Data suggested that the non-oil fiscal balance to non-oil GDP ratio worsened from the average estimate of 2000 -2012 until 2014 from 43.1% to 56.8% of non-oil GDP. Nevertheless, deficit reduction measures in the region brought down the deficit figure in the non oil sector to 45.5% of non-oil GDP in 2015. The IMF further estimates the average non-oil deficit to fall by about 20% of non-oil GDP over 2014 to 2017.

External financing route to be tapped to plug in differential

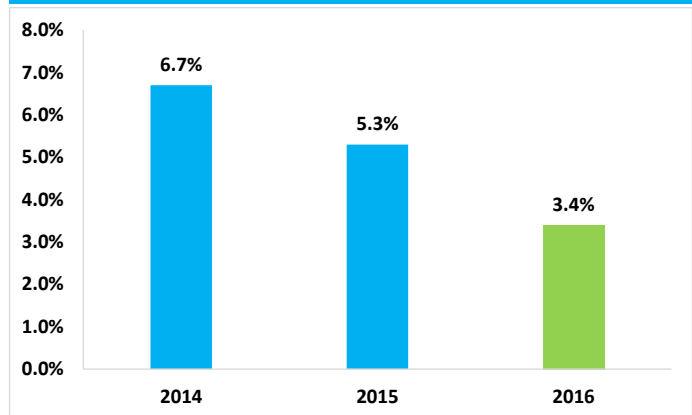
The deficit financing options available to GCC states would include a drawdown of financial assets from sovereign wealth funds, and the issuance of foreign and domestic debt. Bahrain, Oman and Abu Dhabi have either issued bonds or obtained syndicated loans in international markets. The most notable one was Saudi Arabia raising USD 5.5 Bn in each of the 5yr and 10yr bonds and USD 6.5 Bn in 30-year debt amounting to a record USD 17.5 Bn in bond financing internationally, which eclipsed the USD 9 Bn raised by Qatar in May-16. Investors reportedly submitted USD 67 Bn in bids, as per Financial Times, which goes on to show the appetite for such instruments currently, if individual GCC states decide to take this route.

GCC Non-Oil Fiscal Balance (% of non-oil GDP)



Source: IMF MENA REO October -2016, KAMCO Research

GCC Implicit Energy Costs (% of GDP)



Source: IMF MENA REO October -2016, KAMCO Research

Energy price reforms showing positive effects

GCC states have implemented energy price reforms in varying degrees as means of curtailing their state spending. The reforms in the form of higher price is also expected to contribute to a slowing down of energy consumption in the region, and is also expected to provide fiscal adjustment support, as per the IMF. Data from the IMF also suggests that the implicit energy costs for the GCC is expected to drop from 6.7% of GDP in 2014 to 3.4% of GDP in 2016, as a result of the reduction in subsidies and higher revenues from the domestic sale of energy products.

KAMCO view - risks to rollover than diminish in the near term

Though the twin deficits in the GCC have shown some signs of alleviating in 2016 and 2017, we expect this to be only partially contributed by spending cuts and measures adopted so far to increase revenues. Significant global risks in terms of waning global trade activity, a slowdown in China, tighter liquidity conditions from a potential near term interest rate hike in the US, and the impact of Brexit have been rolled over to 2017 and beyond. Nevertheless, KAMCO Research remains optimistic about the avenues available to GCC states and the ability to successfully boost their non-oil economies, as some of the measures have already started showing positive results. However, the implementation of ongoing measures and the introduction of new initiatives would be needed to further boost the private sector non-oil growth. Deficit funding measures such as international bond issuances, along with healthy credit growth backed by conventional or alternative funding for high priority projects, would be incrementally positive in our view.

Disclaimer & Important Disclosures

KAMCO is authorized and fully regulated by the Capital Markets Authority ("CMA, Kuwait") and partially regulated by the Central Bank of Kuwait ("CBK")

This document is provided for informational purposes only. Nothing contained in this document constitutes investment, an offer to invest, legal, tax or other advice or guidance and should be disregarded when considering or making investment decisions. In preparing this document, KAMCO did not take into account the investment objectives, financial situation and particular needs of any particular person. Accordingly, before acting on this document, investors should independently evaluate the investments and strategies referred to herein and make their own determination of whether it is appropriate in light of their own financial circumstances and objectives. The entire content of this document is subject to copyright with all rights reserved. This research and the information contained herein may not be reproduced, distributed or transmitted in Kuwait or in any other jurisdiction to any other person or incorporated in any way into another document or other material without our prior written consent.

Analyst Certification

Each of the analysts identified in this report certifies, with respect to the sector, companies or securities that the individual analyses, that (1) the views expressed in this report reflect his or her personal views about all of the subject companies and securities and (2) no part of his or her compensation was, is or will be directly or indirectly dependent on the specific recommendations or views expressed in this report.

KAMCO Ratings

KAMCO investment research is based on the analysis of regional and country economics, industries and company fundamentals. KAMCO company research reflects a long-term (12-month) target price for a company or stock. The ratings bands are:

- * **Outperform:** Target Price represents expected returns $\geq 10\%$ in the next 12 months
- * **Neutral:** Target Price represents expected returns between -10% and $+10\%$ in the next 12 months
- * **Underperform:** Target Price represents an expected return of $< -10\%$ in the next 12 months

In certain circumstances, ratings may differ from those implied by a fair value target using the criteria above. KAMCO policy is to maintain up-to-date fair value targets on the companies under its coverage, reflecting any material changes to the analyst's outlook on a company. Share price volatility may cause a stock to move outside the rating range implied by KAMCO's fair value target. Analysts may not necessarily change their ratings if this happens, but are expected to disclose the rationale behind their view to KAMCO clients.

Any terms and conditions proposed by you which are in addition to or which conflict with this Disclaimer are expressly rejected by KAMCO and shall be of no force or effect. The information contained in this document is based on current trade, statistical and other public information we consider reliable. We do not represent or warrant that such information is fair, accurate or complete and it should not be relied upon as such. KAMCO has no obligation to update, modify or amend this document or to otherwise notify a recipient thereof in the event that any opinion, forecast or estimate set forth herein, changes or subsequently becomes inaccurate. The publication is provided for informational uses only and is not intended for trading purposes. The information on publications does not give rise to any legally binding obligation and/or agreement, including without limitation any obligation to update such information. You shall be responsible for conducting your own investigation and analysis of the information contained or referred to in this document and of evaluating the merits and risks involved in the securities forming the subject matter of this or other such document. Moreover, the provision of certain data/information in the publication may be subject to the terms and conditions of other agreements to which KAMCO is a party.

Nothing in this document should be construed as a solicitation or offer, or recommendation, to acquire or dispose of any investment or to engage in any other transaction, or to provide any investment advice or service. This document is directed at Professional Clients and not Retail Clients within the meaning of CMA rules. Any other persons in receipt of this document must not rely upon or otherwise act upon it. Entities and individuals into whose possession this document comes are required to inform themselves about, and observe such restrictions and should not rely upon or otherwise act upon this document where it is unlawful to make to such person such an offer or invitation or recommendation without compliance with any authorization, registration or other legal requirements.

Risk Warnings

Any prices, valuations or forecasts are indicative and are not intended to predict actual results, which may differ substantially from those reflected. The value of an investment may go up as well as down. The value of and income from any investment may fluctuate from day to day as a result of changes in relevant economic markets (including, without limitation, foreseeable or unforeseeable changes in interest rates, foreign exchange rates, default rates, prepayment rates, political or financial conditions, etc.).

Past performance is not indicative of future results. Any opinions, estimates, valuations or projections (target prices and ratings in particular) are inherently imprecise and a matter of judgment. They are statements of opinion and not of fact, based on current expectations, estimates and projections, and rely on beliefs and assumptions. Actual outcomes and returns may differ materially from what is expressed or forecasted. There are no guarantees of future performance. Certain transactions, including those involving futures, options, and other derivatives, give rise to substantial risk and are not suitable for all investors. This document does not propose to identify or to suggest all of the risks (direct or indirect) which may be associated with the investments and strategies referred to herein.

Conflict of Interest

KAMCO and its affiliates provide full investment banking services, and they and their directors, officers and employees, may take positions which conflict with the views expressed in this document. Salespeople, traders, and other professionals of KAMCO may provide oral or written market commentary or trading strategies to our clients and our proprietary trading desks that reflect opinions that are contrary to the opinions expressed in this document. Our asset management area, our proprietary trading desks and investing businesses may make investment decisions that are inconsistent with the recommendations or views expressed in this document. KAMCO may have or seek investment banking or other business relationships for which it will receive compensation from the companies that are the subject of this document. Facts and views presented in this document have not been reviewed by, and may not reflect information known to, professionals in other KAMCO business areas, including investment banking personnel. United Gulf Bank, Bahrain owns majority of KAMCO's shareholding and this ownership may create, or may create the appearance of, conflicts of interest.

No Liability & Warranty

KAMCO makes neither implied nor expressed representations or warranties and, to the fullest extent permitted by applicable law, we hereby expressly disclaim any and all express, implied and statutory representations and warranties of any kind, including, without limitation, any warranty as to accuracy, timeliness, completeness, and fitness for a particular purpose and/or non-infringement. KAMCO will accept no liability in any event including (without limitation) your reliance on the information contained in this document, any negligence for any damages or loss of any kind, including (without limitation) direct, indirect, incidental, special or consequential damages, expenses or losses arising out of, or in connection with your use or inability to use this document, or in connection with any error, omission, defect, computer virus or system failure, or loss of any profit, goodwill or reputation, even if expressly advised of the possibility of such loss or damages, arising out of or in connection with your use of this document. We do not exclude our duties or liabilities under binding applicable law.



KAMCO Investment Company - K.S.C. (Public)

Al-Shaheed Tower, Khalid Bin Al-Waleed Street- Sharq

P.O. BOX : 28873, Safat 13149, State of Kuwait

Tel: (+965) 1852626 Fax: (+965) 22492395

Email : Kamcoird@kamconline.com

Website : <http://www.kamconline.com>